

# Parent Forum Spring Workshop



## Driver Education Theory Class Curriculum

The classroom theory course emphasizes sound principles of highway safety, student's responsibility in operating a motor vehicle, and endeavors to show students the effect of physical, mental, and emotional traits on safety. This course includes presentations and discussions on:

- Safety and Responsibility when operating a motor vehicle
- Basic & Advanced Driving Techniques.
- Strategies for defensive driving, including
  - Driving in Adverse conditions
  - Driving attitudes
  - Pedestrian safety
- Traffic laws and enforcement
- Vehicle emergencies including accident procedure
- Vehicle purchasing, insuring & maintenance
- Alcohol & drugs use and abuse
- Gift of Life (Organ Donation)

Our goal in providing this theory instruction course is to prepare competent, skillful, and responsible young drivers who should have the right attitude towards safe driving and will, hopefully assist in reducing accidents on the streets and highways.

The theory class is offered in 10<sup>th</sup> grade as a semester course to all students. If a student can not schedule the course at that time, it is also offered during the summer. The course usually runs two weeks during the end of June and in the middle of July. There is a small fee for this summer theory course. Registration for the summer course is done during the months of May and June in the Guidance Office.



## Driver Training Behind-the-Wheel Curriculum




The Behind-the-Wheel driver training instruction is considered an extension of the classroom. It provides the beginning driver the opportunity to apply, practice, and be evaluated on the various skills needed for driving. The instruction is given in a dual-control car, which has a brake pedal for the instructor's use as well as other special safety equipment. The skill lessons presented shall be experiences necessary to develop a safe and efficient driver. Instruction is given in both off-street and on-street designated areas:


Pre-ignition procedures; starting & stopping; types of parking; right and left turns; visual search procedure; rules & responsibility at intersections (signs & markings) identifying locations of hidden side roads, lanes & driveways; entering & leaving flow of traffic; traffic control signals; crosswalks & stop lines; multiply lanes & shopping area traffic; variable speed & sight distances; entering & existing expressways; interchanges; cooperating with other drivers; measuring distance with time, passing, multiple lanes; protected/unprotected turns: rural, residential, city, open highway, urban/business, & expressway area driving

Behind-the-Wheel driver training is offered year round for those students with a valid driver's learner's permit or driver's license.

- During the school year, it takes place Monday thru Friday after school hours.
- During the school day there are study hall periods available for driving
- Saturday and holiday driving also runs during the school year.
- During the summer, driving is offered Monday thru Friday in the mornings and afternoons



The driving program takes an average of 6 or 7 sessions to complete. Each session lasts between 1 to 2 hours including both the driving and observation time. With the completion of the curriculum's 18 driving skill lessons each student receives a minimum of 6 hours of instructions, meeting the state requirement for the Behind-the-Wheel program. There is a fee for the program.




## **Driver's License Testing**

The Driver Education Program offers students the opportunity to take their **DRIVERS LICENSE TEST** at Parkland High School. This test replaces the need to test with the Pennsylvania Department of Motor Vehicles for a junior license. To qualify for this license test a student must complete the behind-the-wheel driving lessons and complete or be enrolled for the Driver Education classroom theory instruction.

Students taking the driving test after school, Saturdays, or during the summer should report to room D133. Students will need to bring with them their learner's permit and a DL-180C form. Parents must sign this form, in the presence of a notary or one of the certified test instructors.

## **Driver Education Certificate**

To qualify for the **Drivers Education Certification**, students must successfully complete a minimum of 30 classroom hours and a minimum of 6 hours of behind-the-wheel instruction. Many insurance companies recognize these education programs by granting a "**Drivers Education Insurance Discount**" to young drivers who complete both the classroom and behind-the-wheel programs. At the successful conclusion of both programs a Drivers Education Certificate will be issued to the student.



## **Parkland High School Driver Education Web Site Information**

Answers to many questions may be found on the Parkland High School Driver Education Web Site at <http://psdweb.parklandsd.org/phsde/> . This web site is set up in an easy, user friendly format. Categories are set up for answering questions regarding the Parkland Drivers Education program. This includes class room theory course information and behind-the-wheel driving lesson scheduling information. Learner's permit and licensing information as well as needed application forms can also be found on the web site. Links to the Pennsylvania Department of Motor Vehicles and the Pennsylvania Department of Transportation are available for parent and student too. These links allow our Parkland Community faster access to the state sites. Information is available to keep our parents informed with the latest changes in the law as well as providing the students with a web site link for practice question while preparing for the learner's permit test.



### **Procedure for Applying for a Learner's Permit**

Acquire a Pennsylvania Manual for Drivers from an examination point or at <http://www.dmv.state.pa.us/> (also linked from the Parkland High School Driver Education Web Site).

This may be done several months before one wish to obtain a learner's permit. Students should study this booklet and prepare for the computer test at the DMV. On the student's 16<sup>th</sup> birthday or thereafter, apply at any DMV examination Center with the following:

- Completed medical qualification form, DL-180, which is included in the Drivers Manual.

Visit a Driver License Center with:

- The completed DL-180
- A completed DL-180TD (if under the age 18). This form must be completed by a parent or guardian or spouse who is 18 years of age or older.
- Proof of identity—Birth Certificate (listed on the reverse side of the DL-180)
- Acceptable verification of social security number
- Check or money order for the required permit fee

Eye screening and knowledge test will be given. Once passed a learner's permit will be issued. The learner's permit is valid for one year.